

Submission Summary

Contents

Note to assessors..... page 2

Reflective summary..... page 3

Assignments sent for assessment

Assignment 1 Images 1-10..... page 7

Assignment 2 Images 1-8..... page 9

Assignment 3 Images 1-10..... page 10

Assignment 4 – Critical review

Assignment 5 – Images 1-15 plus link to video.....page 12

Note to assessors

Please find outlined in this documentation how to access online evidence of completed coursework, projects, exercises, research and assignments. Entries should be viewed alongside prints included for Assignments 1, 2, 3 and 5, and the critical review essay for Assignment 4.

All tutor reports are linked online alongside each assignment, and are also stored in the relevant G Drive folder as instructed.

Each individual assignment can be accessed via Assignment links on my Blog, <https://janfairburn.wordpress.com/> following the drop down menus.

An overview of exhibitions/talks/books/magazines/direction of research, which helped inform my decision making or added to my overall appreciation of the genre, can be found via the Research, Talks and Exhibition link <https://janfairburn.wordpress.com/research-and-exhibitions/>

As part of my research and experimentation I kept a physical learning log. In order to reduce postal costs and overall weight of documentation submitted, this was photographed and images uploaded, to evidence work and research completed towards exercises and assignments. These images can be found via the Learning Log/Sketchbook link <https://janfairburn.wordpress.com/learning-logsktchbook/>

My final blog entry is my course evaluation/reflection, a copy of which can be found within this document and also uploaded to the G Drive as requested.

Physical work sent for assessment are within two A3 clam shell boxes, which contain prints for all final assignments and a hardcopy of my Assignment Four critical review.

Box one contains six images for Assignment Two.

Box two contains images for Assignments 1,2,3,5 and the hardcopy of Assignment Four. Thumbnails are included within this document as well as on the G Drive.

Reflective Summary

My initial response would be to say that this course is definitely more research orientated than others, but as Liz Wells tells us 'theory informs practice.' (1997, p.3) Initially, with A1, I was not completely making direct links between theory into practice, but this is a skill that gradually improved. Each section assists in developing an understanding of the Documentary genre; where it came from, how it changed, how different academics/practitioners feel about the change in direction, and why it is where it is today. Attending recent Magnum talks, and completing the critical review for assignment four, further underlined that photography is ever evolving, and documentary itself has many sub-genres.

One of my failings is suffering a great deal from self-doubt with regards to my photographic ability, and therefore I revelled in the academic/research side, which I feel is my forte. I believe my photography can be impaired by my time management and lack of confidence. I would rather spend 4 weeks reading and writing about things than photographing them, allowing less time to reflect on the work prior to initial submission. Having said this, I do think assignment two¹ is probably one of my strongest assignments, as despite the images coming from one photo-shoot, I allowed a lot of time for experimentation and exploration with post-production², for my imagination to come into play, and to explore the more surreal side of documentary, allowing me to show creative versatility, which I really enjoyed.

The course as a whole also made me self-reflect even more; what was I striving to capture, how was I going to do this, had it been done before, who was my audience? Semiotics now came to the fore; everything in the frame should count, did it meet my own personal goals as well as the course guidelines? For every assignment I had to consider and demonstrate: technical and visual skills, a variety of materials and techniques, observational skills, visual awareness and a flair for design and composition. With tutor guidance and peer review I pushed myself to explore complex options, revising and reworking until I was happy with the final results. Another skill I developed was to recognise when an idea was not working and to move on.

I learnt to look at other artists using different media³ and feel that through detailed research I gained a wider appreciation for the medium of photography⁴, and other art in general.

¹ <https://janfairburn.wordpress.com/assignment-two-single-image-narratives-rework/>

² <https://janfairburn.wordpress.com/learning-logsktchbook/>

³ <https://janfairburn.wordpress.com/2017/01/05/suggested-research-edward-kienholz/>

⁴ <http://johnclang.com/time/>

I had to ensure a high quality of outcome – evaluating the content of my final bodies of work, the application of knowledge, and were themes and ideas clearly communicated? Creativity had to be evident as well as experimentation and invention, everything produced had to be contextualised. Did it fit the documentary genre, historically follow on from another practitioner, but add something new?

Research was critical to each assignment even though areas of personal knowledge or interest were selected. In order to do justice to the story I wanted to tell it was essential to fully understand the backstory of the subjects. This I felt was especially important to A3 and A5.^{5 6}

Creativity and detailed research are both skills that I feel I excel in. Assignment one contains some strong graphic images taken with a range of angles and shot sizes, A2 employed photomontage, a variety of post-production techniques using a variety of mixed media.

In order to meet these exacting guidelines I pushed my personal boundaries, visually, creatively and technically, and did not shy away from new challenges; making surreal constructed imagery, taking inspiration from artists that I had previously discarded – Daido Moriyama⁷ and his interpretation of Wabi-Sabi – making something imperfect beautiful, choosing difficult/sensitive topics such as mental health, taking myself out of my comfort zone with A5, in approaching business owners for permission to photograph inside their premises and asking pertinent questions with regard to their businesses, to learning new presentation techniques in the form of a video.

One underlying theme throughout this course was authorship and the artist's voice, something I had not previously considered in much detail. Aware of the bias in the press it was interesting to note that photography too, reflected the personal opinion/background of the practitioner – nothing is truly objective no matter how we try. Looking closely at the work of Joel Sternfeld⁸ and Donna Wan, in preparation for A3, seemed to be the breakthrough moment as far as seeing a photographer's subjectivity, reflexivity and authorial control; how they want to portray a subject using a certain style to create a mood or interpret a narrative.

⁵ <https://janfairburn.wordpress.com/2017/12/11/own-research-magnum-talk-the-journey-with-matt-black-and-antoine-dagata-barbican-october-2-2017/>

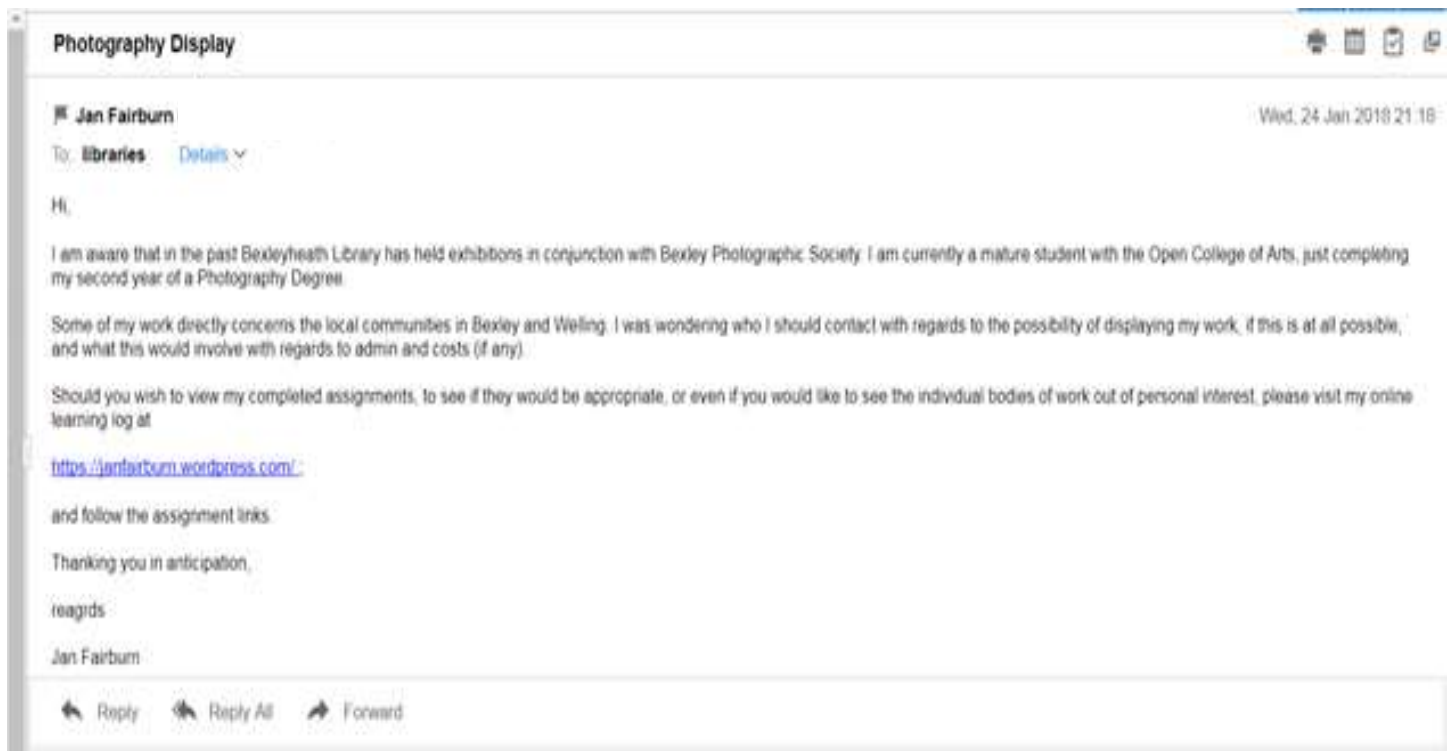
⁶ <https://janfairburn.wordpress.com/2017/12/04/own-research-magnum-photos-now-storytelling-telling-stories-the-single-image-vs-the-series-matt-stuart-and-patrick-zachmann-the-barbican/>

⁷ <https://janfairburn.wordpress.com/2017/01/02/psychogeographies-a-japanese-connection/>

⁸ <https://janfairburn.wordpress.com/2017/04/14/own-research-joel-sternfeld-talk-photographers-gallery-january-2017-and-beetleshuxley-exhibition/>

Although I think I have as yet to recognise my own photographic 'voice' I do believe I can maintain a visual style and aesthetic throughout a given body of work.

Going forward I need to be more aware of time constraints, dedicate more time to photographing my chosen subject, be more spontaneous with photo-shoots and focus on how I can sustain my practice. Some of the contacts made during assignment 5 have indicated they wish me to take images for websites and new premises, e.g. Bartlett's florist would like me to photograph some bridal bouquets whilst Seafoods of Welling would like me to complete some food images, once they have moved later on this year. I have approached the local library with regards to a small exhibition as they occasionally do host them. As the communication was very recent I have as yet to hear back. I will update my blog if they respond before the submission cut-off date.



Documents sent for Assessment

Assignment 1 Images 1-10

Assignment 2 Images 1-8

Assignment 3 Images 1-10

Assignment 4 – Critical review

Assignment 5 – Images 1-15 plus link to video

Assignment One

Images 1-10


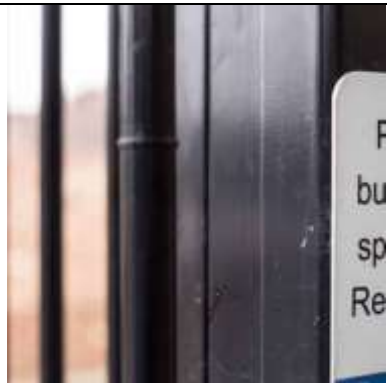






<p>Image 1 – Sport for everyone?</p> 	<p>Image 2 – Press buzzer</p> 
<p>Image 3 – Dyslexia</p> 	<p>Image 4 – Harvey</p> 
<p>Image 5 – Noah</p> 	<p>Image 6 - Byron</p> 
<p>Image 7 - I can handle this</p> 	<p>Image 8 – Improvement in green</p> 

Image 9 – Extra time



Image 10 – Opening Doors



Assignment Two

Images 1-8

Image 1 – Prodromal #1



Image 2 – Prodromal #2



Image 3 – Aura #1



Image 4 – Aura #2



Image 5 – Headache #1



Image 6 – Headache #2



Image 7 – Resolution #1



Image 8 – Resolution #2



Assignment Three

Images 1-10









Image 1 – male statistics	Image 2 – Jamie Shand
	
Image 3 – Reece Burrowes	Image 4 – Dan Spencer
	
Image 5 – unknown male #1	Image 6 – unknown male #2
	
Image 7 – unknown female	Image 8 – Jean Gerlack
	

Image 9 – Bexley in Mind



Image 10 – Project Semicolon



Assignment Four – see separate document

Assignment Five

Images 1-15

Image 1 – Devils Work Tattoo Parlour



Image 2 – Cruisin' Records



Image 3 – Pickerings Estate Agents



Image 4 – Door Hinge



Image 5 – Welling Home Stores



Image 6 – Bartlett's Florist



Image 7 – Seafoods of Welling



Image 8 – Scoops Gelato and Dessert House



Image 9 – Welling F.C. Shop



Image 10 – C.H.Fowler & Co Ltd



Image 11 – D&D Haberdashery, Alterations and Repairs



Image 12 – No1 EJuice



Image 13 – E Brittles & Sons



Image 14 – Welling Cycles



Image 15 – Crazy Horse Motorcycles



Assignment five images should be viewed alongside the video linked on my blog page:

<https://janfairburn.wordpress.com/assignment-five-personal-project-rework/>